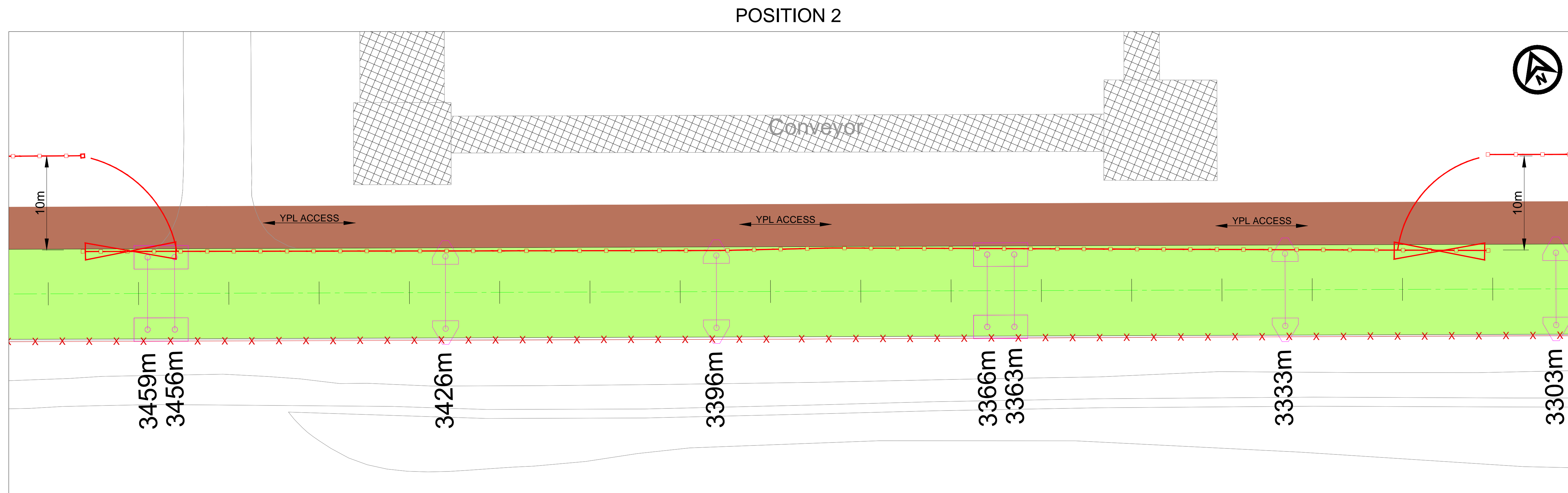
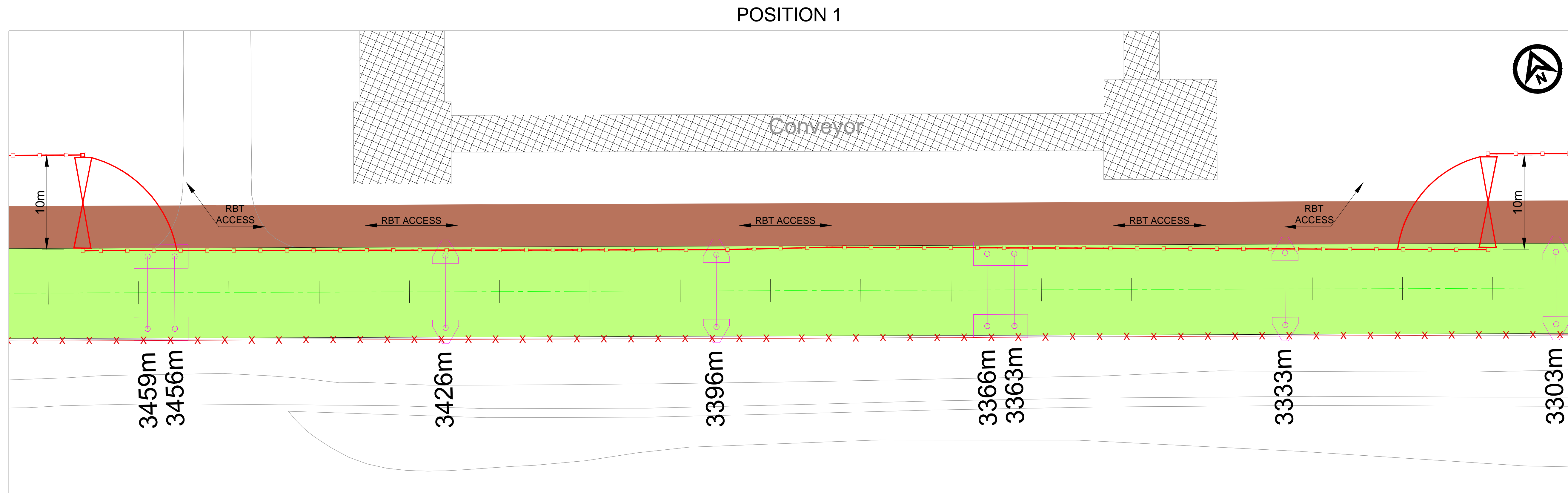
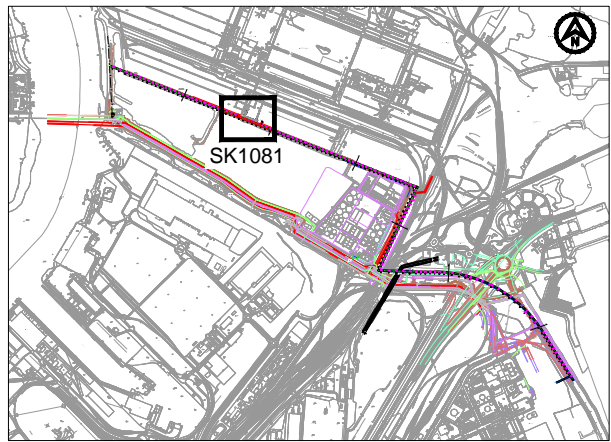


- NOTES
- DURING THE OPERATIONAL PHASE OF THE CONVEYOR THE GATES WILL REMAIN IN POSITION 1, ie GATES CLOSED TO YORK POTASH SO THAT RBT CAN GAIN ACCESS AROUND THEIR TRANSFER TOWERS.
  - TO ENABLE YORK POTASH TO ACCESS ALONG THE TRACK FOR MAINTENANCE, THE GATES WILL BE OPENED TO POSITION 2. THE GATES WILL REVERT BACK TO POSITION 1 AS SOON AS YORK POTASH HAVE ACCESSED THROUGH RBT'S OPERATIONAL AREA.



PLAN  
SCALE 1:250

NOTES



KEY PLAN  
SCALE 1:50000

LEGEND - CONVEYOR

- TYPE 3 - OPEN CONVEYOR - 2 LEGS
- TYPE 4 - OVAL ENCLOSED CONVEYOR - 2 LEGS
- YPL TRANSFER TOWER
- ACCESS ROUTES
- CONVEYOR FOOTINGS
- CONVEYOR AT THE QUAY
- NEW SECURITY FENCE
- NEW SECURITY GATE
- EXISTING FENCE TO BE REMOVED
- RBT TRANSFER TOWERS AND CONVEYORS

D	30.11.15	FENCE AND GATES AMENDED	SA	CDJ	CDJ
C	04.11.15	POSITION 1 AND 2 PLAN VIEWS ADDED	GIC	RWP	RWP
B	04.11.15	GENERAL UPDATES	LW	CDJ	RP
A	02.11.15	FIRST ISSUE	LM	CDJ	RP
REV	DATE	DESCRIPTION	BY	CHK	APP

REVISIONS



PROJECT

YORK POTASH

TITLE

THE YORK POTASH  
HARBOUR FACILITIES ORDER 201X  
CONVEYOR ROUTE PLANS  
NORTHERN ROUTE - ACCESS AROUND  
THE RBT CONVEYORS  
REGULATION 5 (2)(a)  
DOCUMENT 3.16



DRAWN	LM	CHECKED	CDJ	PASSED	RP
DATE	NOV'15	CLIENT'S REF.			
SCALE AT A1	1:250	AUTOCAD REF.	PB1586-SK1081		

DRAWING No.	PB1586-SK1081	REVISION	D
-------------	---------------	----------	---